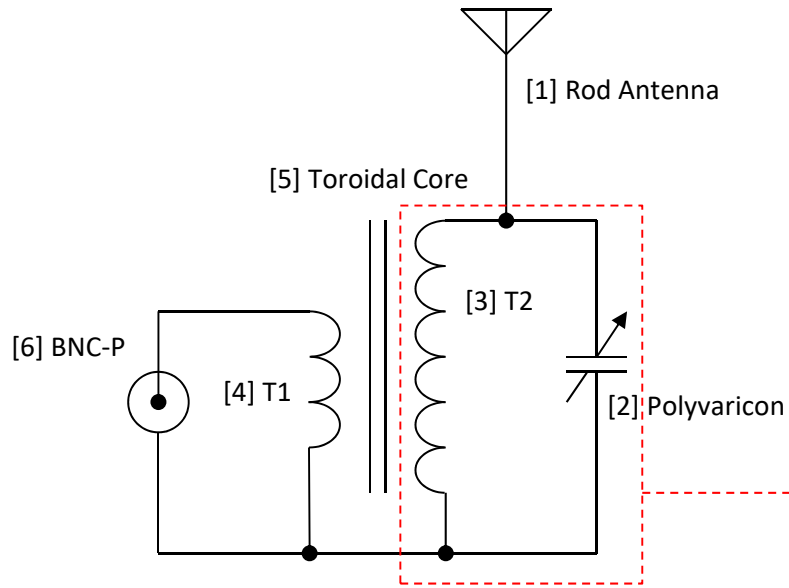


"GAWANT" (abbreviation for "Shinagawa Antenna")

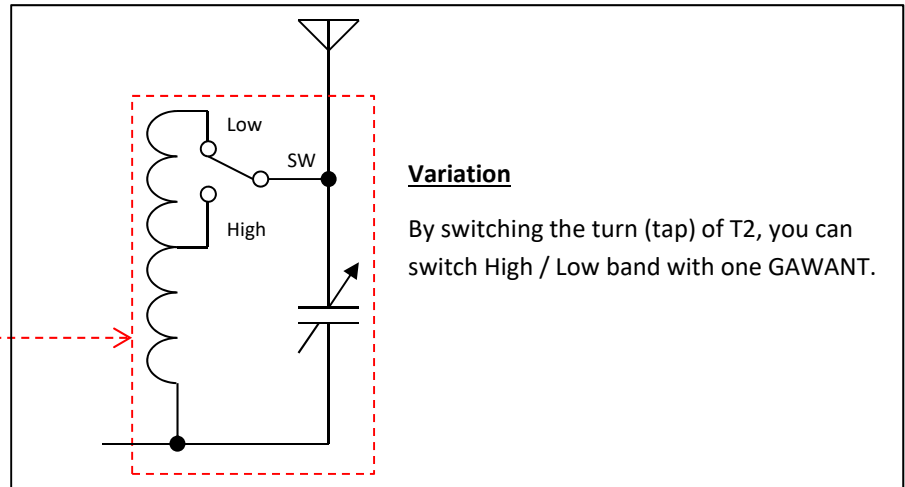
Circuit Diagram




"Shinagawa-shuku" in the 1830s, as depicted by Hiroshige

Shinagawa-shuku was the one of the fifty-three stations of the Tokaido. It is located in Shinagawa, Tokyo, Japan. It was located in the present-day Shinagawa Port area near Shinagawa Station.

GAWANT designer JF1QHZ was born and raised in Shinagawa, and GAWANT evangelist JL1KLK also lives there. KLK was also born in Shinagawa.



#	Components	Original GAWANT-II for 14 - 28 MHz	GAWANT-7 for 7-14 MHz
[1]	Rod Antenna	1.0 - 1.5 m	1.5 m
[2]	Polyvaricon	270 or 290 pf (for MW radio, anything is ok!)	
[3]	T1 (AWG28)	2-turn	
[4]	T2 (0.4mm UEW)	12-turn	25-turn
[5]	Toroidal Core	T-50-2	
[6]	BNC-P	-	-



SW-65 plastic case (W:45 x H:25 x D:65)  
TAKACHI ELECTRONICS ENCLOSURE CO.,LTD. (But, anything is ok!)